Guided Surgery Instruments

URIS OMNI Pylon Kit

NKA 01

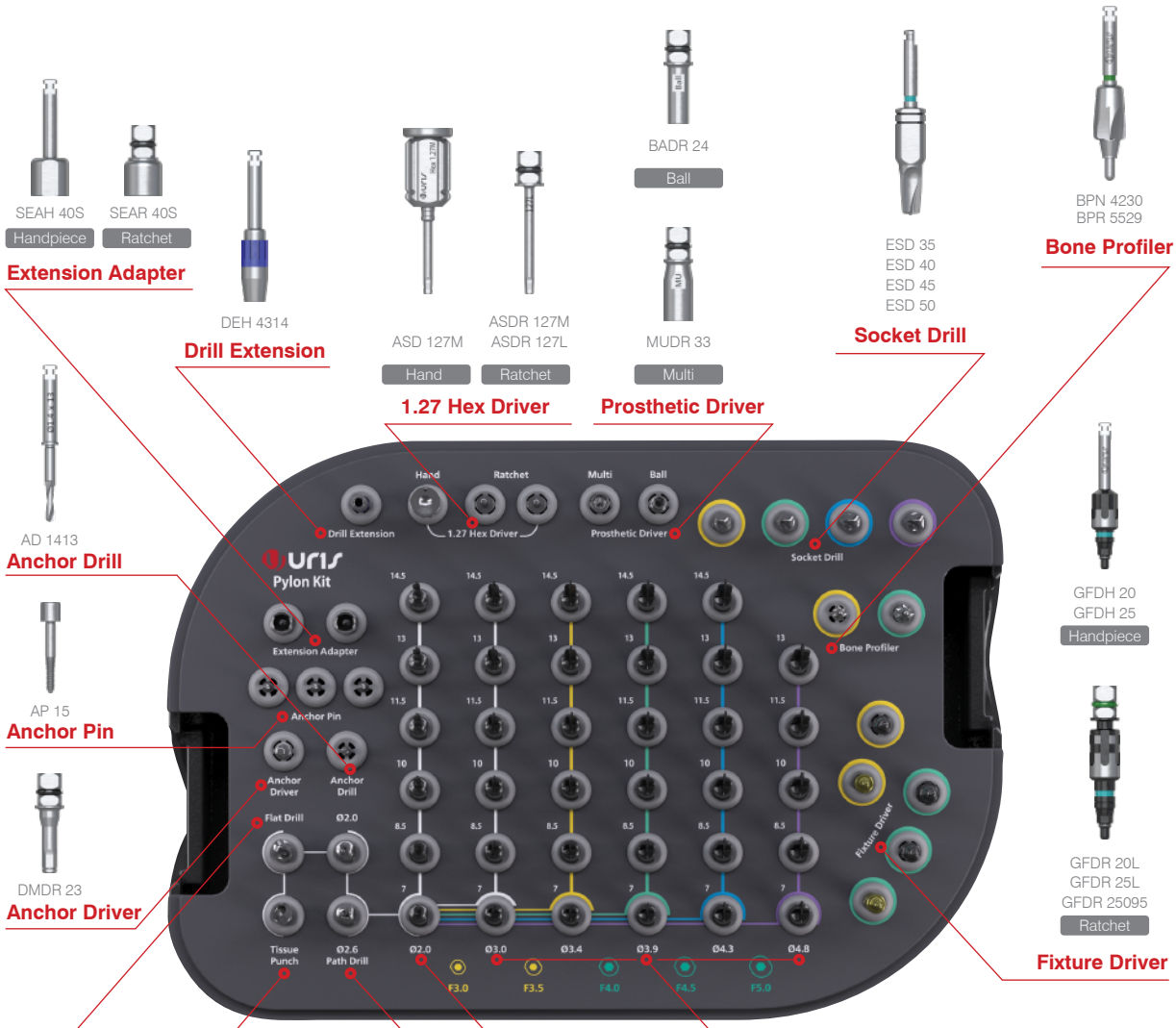

Lower

Torque Wrench

TW 40

Titanium Bowl

TB 4762

Guided Surgery Instruments

URIS OMNI Pylon Plus Kit

PPK 01

PBP 5027

Flat Drill 5.0

GID 20160 GID 20175

Initial Drill

Final Drill

NSD 30175
NSD 30160

NSD 34175
NSD 34160

NSD 39175
NSD 39160

NSD 43175
NSD 43160



Flat Drill

Flattens out uneven bone and also removes remaining gingiva residue after tissue punching.

(Unit: mm)

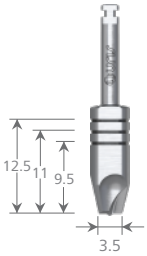

PBP 3526

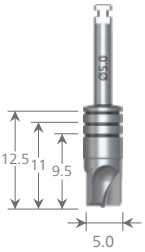

PBP 5027

Tissue Punch

Removes soft tissue during a flap-less surgery.

(Unit: mm)

PTP 3227

Path Drill

Increases the accuracy of the drilling path.

(Unit: mm)

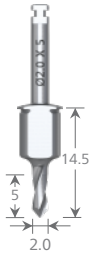

PPD 2005

PPD 2605

Tissue Punch / Path Drill / Initial Drill

Low speed: 50~100 rpm; within 5 seconds with high torque | High speed: 800~1200 rpm (use irrigation)

Initial Drill

Expands the drilling path by the chosen fixture's length.

(Unit: mm)

Length 1	7.0	8.5	10.0	11.5	13.0	14.5	16.0	17.5
Length 2	17.0	18.5	20.0	21.5	23.0	24.5	26.0	27.5
D Ø2.0								

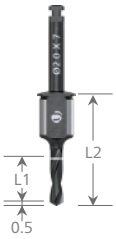

GID 20070 | GID 20085 | GID 20100 | GID 20115 | GID 20130 | GID 20145 | GID 20160 | GID 20175



Final
Drill

Used as the last drill to place an URIS fixture and is selected according to the fixture diameter and bone density.
Low speed: 50~100 rpm; within 5 seconds with high torque
High speed: 800~1200 rpm (use irrigation)

(Unit: mm)

Length 1	7.0	8.5	10.0	11.5	13.0	14.5	16.0	17.5
Length 2	17.1	18.6	20.1	21.6	23.1	24.6	26.1	27.6
D Ø3.0	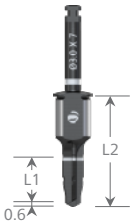							
	NSD 30070	NSD 30085	NSD 30100	NSD 30115	NSD 30130	NSD 30145	NSD 30160	NSD 30175

Length 1	7.0	8.5	10.0	11.5	13.0	14.5	16.0	17.5
Length 2	17.1	18.6	20.1	21.6	23.1	24.6	26.1	27.6
D Ø3.4	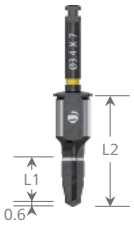							
	NSD 34070	NSD 34085	NSD 34100	NSD 34115	NSD 34130	NSD 34145	NSD 34160	NSD 34175

Length 1	7.0	8.5	10.0	11.5	13.0	14.5	16.0	17.5
Length 2	17.1	18.6	20.1	21.6	23.1	24.6	26.1	27.6
D Ø3.9								
	NSD 39070	NSD 39085	NSD 39100	NSD 39115	NSD 39130	NSD 39145	NSD 39160	NSD 39175

Length 1	7.0	8.5	10.0	11.5	13.0	14.5	16.0	17.5
Length 2	17.1	18.6	20.1	21.6	23.1	24.6	26.1	27.6
D Ø4.3								
	NSD 43070	NSD 43085	NSD 43100	NSD 43115	NSD 43130	NSD 43145	NSD 43160	NSD 43175

Length 1	7.0	8.5	10.0	11.5	13.0	14.5
Length 2	17.2	18.7	20.2	21.7	23.2	24.7
D Ø4.8						
	NSD 48070	NSD 48085	NSD 48100	NSD 48115	NSD 48130	NSD 48145

Socket Drill

Cuts the ridge of the extracted site by the fixture's diameter size, preventing drill slippage caused by remaining bone residue.
800~1200 rpm

(Unit: mm)

Diameter	Ø3.5	Ø4.0	Ø4.5	Ø5.0
	ESD 35	ESD 40	ESD 45	ESD 50

Bone Profiler

Contours the bone around the coronal aspect to facilitate full seating of the abutment after removing the surgical guide.
800~1200 rpm

N	R
BPN 4230	BPR 5529

Fixture
Driver

A tool that delivers the fixture.

Handpiece

*Caution: Not recommended on hard bone. Do NOT torque over 25 Ncm and should not drill deeper than 6.5 mm. Needs to be torqued with a ratchet driver as the final step.

N

GFDH 20

R

GFDH 25

Ratchet

Recommended Torque Value: 30 Ncm ~ 45 Ncm

N

GFDR 20S

GFDR 20L

R

GFDR 25S

GFDR 25L

Ratchet Stopper

Recommended Torque Value: 30 Ncm ~ 45 Ncm

N

GFDR 20095

GFDR 20110

GFDR 20125

R

GFDR 25095

GFDR 25110

GFDR 25125

Sleeve

NS 53GR

Pylon Kit

Guide Drilling Protocol

Implant Ø5.0 x 10.0mm

Guide Sleeve Offset 9.5

Tissue Punch	Flat Drill	Path Drill		Final Drill	Initial Drill	Final Drill					Drill
		Ø2.0	Ø2.6	Ø3.0	Ø2.0	Ø3.0	Ø3.4	Ø3.9	Ø4.3	Ø4.8	Diameter
		5	5	7	10	10	10	10	10	10	Length

Soft Bone

Normal Bone

Hard Bone

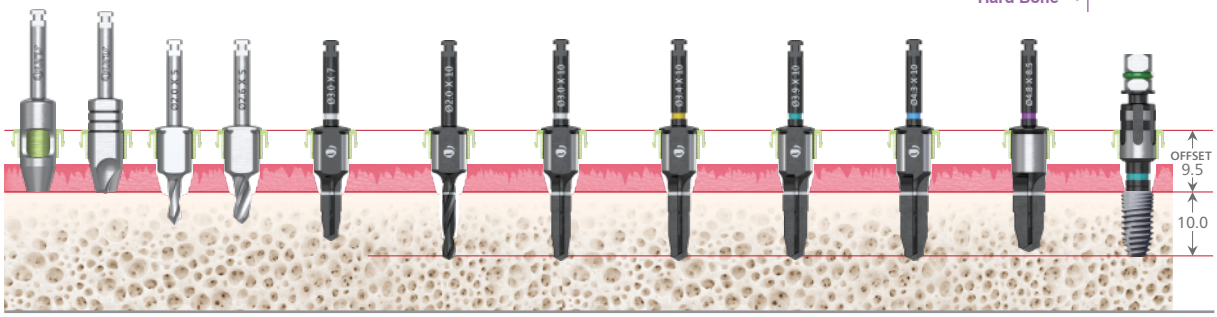

Guide Sleeve Offset 11.0

Tissue Punch	Flat Drill	Path Drill		Final Drill	Initial Drill		Final Drill									Drill
		Ø2.0	Ø2.6	Ø3.0	Ø2.0		Ø3.0		Ø3.4		Ø3.9		Ø4.3		Ø4.8	Diameter
		5	5	7	10	11.5	10	11.5	10	11.5	10	11.5	10	11.5	10	Length

Soft Bone

Normal Bone

Hard Bone

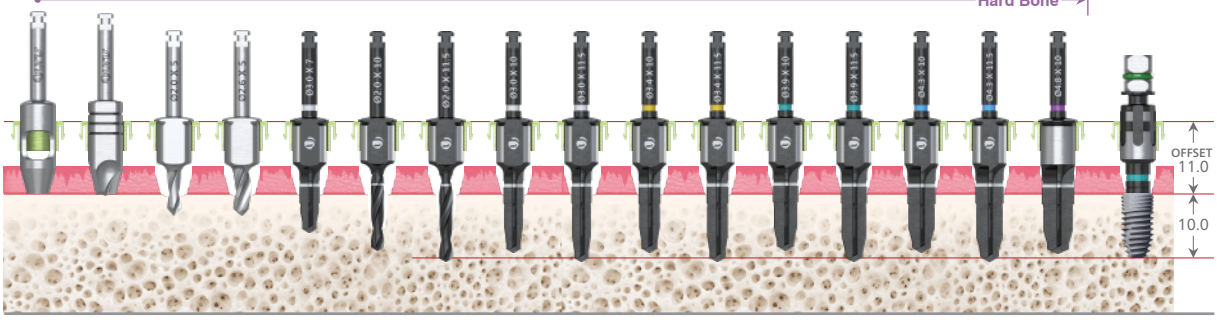

Guide Sleeve Offset 12.5
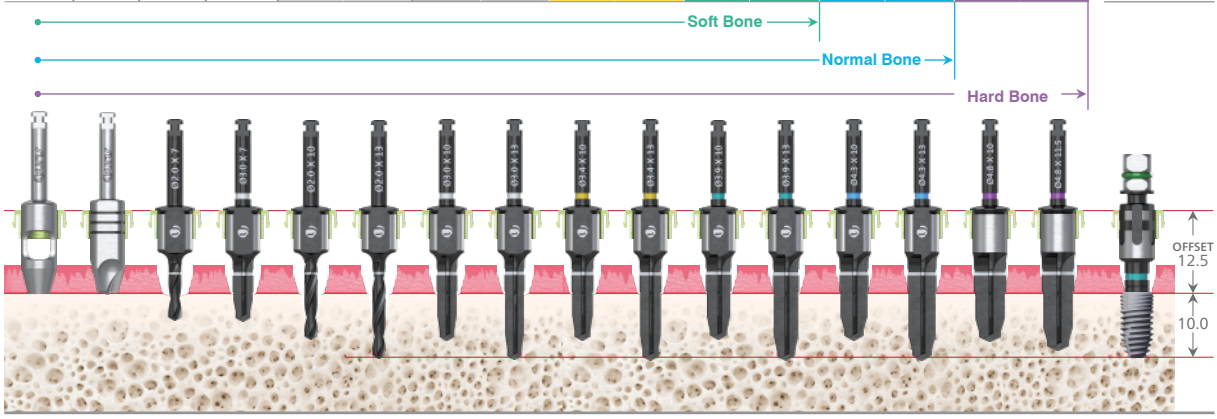
Tissue Punch	Flat Drill	Initial Drill	Final Drill	Initial Drill		Final Drill										Drill
		Ø2.0	Ø3.0	Ø2.0		Ø3.0		Ø3.4		Ø3.9		Ø4.3		Ø4.8		Diameter
		7	7	10	13	10	13	10	13	10	13	10	13	10	11.5	Length